

# nu way Rents

Spring 2011

**St. Louis**

(314) 544-1214 (800) 542-1214

**Jefferson City**

(573) 893-8786 (800) 345-9154

**Jackson**

(573) 204-0100 (800) 599-9154

**Wentzville, MO**

(636) 327-8877 (888) 999-6883

**Troy, IL**

(618) 288-3400 (888) 315-1100

Visit Us at [nuwayrents.com](http://nuwayrents.com)

**Monday - Friday 7am - 5pm, Saturday 8am - 12pm**

## Genie

A TEREX COMPANY



**GS1930**  
**Starting**  
**At \$79**  
**Per Day**

**Articulating and**  
**Boom Lifts**  
**Available**

## MINI Bobcat



**MT52 Mini**  
**Track Loader**

- Kubota 3 Cylinder Engine
- 500 Lb. Rated Operating Capacity
- 36" Width

**Rental Rates**

Daily	\$155
Weekly	\$550
Monthly	\$1375



**Compact Track**  
**Loader**

- 31.5 HP Diesel Engine
- 44" Width
- 800 Lb. Operating Capacity

**Rental Rates**

Daily	\$175
Weekly	\$615
Monthly	\$1550

## Loader Backhoe With 24" Bucket

- 90 HP engine
- Extendable boom
- Maximum digging depth 18'0"
- 4 Wheel drive
- Air conditioned cab



**Rental Rates**

Daily	Weekly	Monthly
\$295	\$995	\$2200

**Rental Rates With Breaker**

Daily	Weekly	Monthly
\$535	\$1935	\$4550

**Available In St. Louis, Wentzville,**  
**Jefferson City, MO And Troy, IL**



## Bobcat

**\$200<sup>00</sup>**  
Per Day

**S175 PACKAGE**  
**BOBCAT**  
**BUCKET**  
**TRAILER**



**\$285<sup>00</sup>**  
Per Day

**T190 PACKAGE**  
**BOBCAT**  
**BUCKET**  
**TRAILER**

## Nu-Ply Forming System

Form Layout For Commercial  
And Residential Jobs

- Call for sales or rental
- 3' To 9' Forms Available
- Rental purchase options available

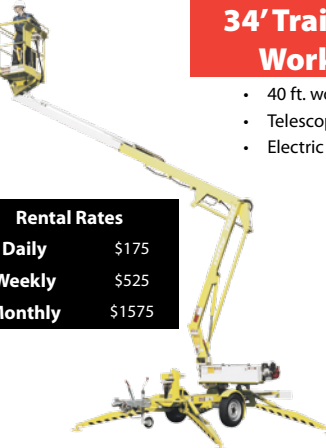


**Delivery Available**  
**To Your Jobsite**

## niftylift

**34' Trailer Mounted**  
**Work Platform**

- 40 ft. working height
- Telescopic upper boom
- Electric and Gas powered



**Rental Rates**

Daily	\$175
Weekly	\$525
Monthly	\$1575

**50' Trailer Mounted**  
**Work Platform**

- 56 ft working height
- Telescopic upper boom
- Electric and Gas powered



**Rental Rates**

Daily	\$265
Weekly	\$925
Monthly	\$2300

**Dependable Equipment • Reasonable Rates • Jobsite Delivery**



## Air Equipment

### Air Compressors

	Day	Week	Month
Diesel, Tow Behind, 100CFM or 130 CFM	75	250	625
Diesel, Tow Behind, 185 CFM	95	335	850
Diesel, Tow Behind, 400 CFM	165	575	1450
Electric, Portable, 2 - 4 CFM, 2 HP	25	85	225
Gas, Portable, 7 - 13 CFM, 1½ HP	35	125	310

### Air Tools

	Day	Week	Month
30 LB. Pavement Breaker	20	75	210
60 LB. Pavement Breaker	20	75	210
90 LB. Pavement Breaker	25	75	225
62 LB. Rock Drill	45	160	400
30 LB. Demolition Tool (Rivet Buster)	35	125	315
20 LB. Chipping Hammer	15	55	145
Air Impact ¾"	65	190	425
Sand Blaster 300 LB. Capacity Pot	60	180	540

### Air Tools - Steel

	Day	Week	Month
Asphalt Cutter	10.00	10.00	10.00
Chisel Bit, Narrow	5.50	8.25	20.50
Chisel, Wide 3"	6.50	9.75	24.50
Clay Spade, 5½"	10.00	10.00	10.00
Drill Steel 1' - 3'	5	15	45
Drill Steel 4' - 6'	8	23	68
Drill Steel 8'	15	45	135
Moil Point	5.50	8.25	20.50
Ground Rod Driver	5.50	8.25	20.50

### Air Tools - Accessories

	Day	Week	Month
Blowgun, ¾"	5	15	20
Hose, Air ¼" x 50'	5	15	30
Hose, Air ¾" x 50'	5	15	30

## Automotive Tools

	Day	Week	Month
Engine Hoist	20	70	175
Polisher	15	50	100

## Bobcat Skidloaders

	Day	Week	Month
MT52 Walk Behind Mini Track Loader, 20 HP Diesel, 500 LB. Capacity, 36" or 44" Smooth or Tooth Bucket	155	550	1375
463, 15.7 HP Diesel, 700 LB. Capacity, 36" or 44" Smooth or Tooth Bucket	159	625	1595
S175, 46 HP Diesel, 1,750 LB. Capacity, 66" Smooth or Tooth Bucket	200	715	1835
S300, 81 HP Diesel, 3,000 LB. Capacity, 72" Smooth or Tooth Bucket	215	799	2100
T190 Track Loader, 56 HP Diesel, 1,900 LB. Capacity, 68" Bucket	285	950	2650
T300 Track Loader, 81 HP Diesel, 3,000 LB. Capacity, 80" Bucket	365	1250	3450

## Bobcat Attachments

	Day	Week	Month
Auger, Earth	65	225	565
Auger Bit, 6", 9", 12", 15" and 18"	20	60	180
Auger Bit, 24", 30", and 36"	30	90	270
Auger Extension, 10", 17", 24" Adjustable	15	45	115
Auger Attachment for MT52 and 463	50	175	450
Backhoe, 709 - 9'6" Digging Depth	100	300	900
Bucket, Backhoe, 13", 16", 18", & 24"	20	60	180
Breaker, Hydraulic, 600 FT. LBS., Breaker For 463 and MT52	125	375	1125
Concrete Bucket with Chute	60	210	525
Grapple Bucket	65	225	565
Landscape Rake (Rock Hound)	115	345	1035
Mower Attachment, 72"	200	600	1800
Pallet Forks	45	135	405

Root Grapple Bucket, 66"  
Scarifier Attachment (Dirt)  
Sweeper, 72" (plus Addtl core charge)  
Tires, Foam Filled or Solid, set of 4  
Tire, Spare Each  
Trencher 8" x 48" Depth

65	225	565
50	175	450
105	315	945
70	280	800
25	45	135
95	335	850

## Cleaning Equipment

### Pressure Washers

	Day	Week	Month
1500 PSI Cold Water, 5 HP Gas	45	160	525
2200 PSI Cold Water, 5.5 HP Gas	60	245	600
3500 PSI Cold Water, 13 HP Gas	70	255	645
3000 PSI Hot Water, 13 HP Gas	145	495	1250
0" Orbital Action Tip	10	25	65
Sand Injector Kit	15	45	135
Extension Wand 6' - 18', 4000 PSI	10	35	85
Surface Cleaner For Pressure Washer	25	75	150
Hose, ¾" x 50', Water Hose	5	10	20
Hose, 1½" x 50', Washdown Hose	10	35	75

### Floor Care

	Day	Week	Month
Carpet Cleaner 13" Path	20	80	240
Carpet Cleaner 16" Path	50	175	450
Upholstery Attachment	5	15	35
Floor Machine, 17"	30	110	325
20" Walk Behind Floor Scrubber	65	225	575
28" Walk Behind Floor Scrubber	125	475	1250
28" Ride-on Floor Scrubber, 30 Gal. Tank	210	735	1850

### Brushes Not Included in Floor Scrubber Rental

28" Sweeper, Battery Powered	50	175	450
32" Sweeper, Propane Powered	75	275	750

### Vacuums

	Day	Week	Month
Vacuum, 16 Gallon, Wet/Dry 1¼ HP	25	95	325
Vacuum, 55 Gallon Drum	35	105	300

## Compaction Equipment

	Day	Week	Month
Vibratory Plate, 3300 LB. Force	50	175	405
Rammer (Jumping Jack)	50	175	405
Vibratory Trench Roller 33" With Remote, Sheepsfoot	225	780	2100
Vibratory Plate, Reversible, 18000 LB. Force	200	740	1850
Vibratory Roller - Walk Behind, 7 HP Diesel, 8000 LB. Force (Double Drum)	110	365	900
Vibratory Roller - Ride-On, 16 HP Gas, 1½ Ton (Double Drum)	110	365	900
Vibratory Roller - Ride-On, 3 Cyl. Diesel, 3 Ton (Double Drum)	215	650	1875

## Concrete Drills & Breakers

	Day	Week	Month
Core Drill Rig (Diamond Core Bits From 1½" - 12" Available)	50	175	450
Core Drill, Hand Held 1½" to 3" Capacity	50	175	450
Rotary Hammer, 7/8" (SDS)	15	55	145
Rotary Hammer, 1½" (Spline, SDS Max)	25	95	225
Demolition Hammer, 25 LB., Electric (SDS Max)	45	155	375
Paving Breaker, 65 LB. (Electric)	55	180	460
Extension Cords 10/3, 100'	5	20	50

## Concrete Tools

	Day	Week	Month
Bull Float, 48"	12	36	75
Bull Float Handles	2	5	14
Chute 12' Aluminum	10	30	60
Chute 16' Aluminum	15	45	125
Chute 20' Aluminum	18	55	135
Rebar Tying Tool (Ties up to #5 x #6)	65	225	565
Rebar Tying Tool (Ties up to #10 x #10)	85	300	750

Rollerbug 36"  
Stamps, Various Patterns/Textures Starting At  
Tampers, Jitter Bug, 48"  
Wheelbarrow Poly

10	35	85
15	55	135
8	25	45
15	45	90

## Concrete Equipment

### Material Placement

	Day	Week	Month
Buggy, Gas Powered, 16 CU. FT.	70	250	625
Buggy, Propane Powered, 16 CU. FT.	110	395	985
Buggy, Diesel, Sit Down, 31 CU. FT.	195	705	2195
Concrete Blanket 6' x 25'	12.50	39	49
Concrete Blanket 12' x 25'	25	75	95

### 1 Week Minimum Rental On Blankets

Concrete Bucket, 1 Yard	50	175	425
Side Chute for 1 Yard Bucket	15	45	125
Concrete Bucket, 2 Yard	65	195	485
Side Chute for 2 Yard Bucket	20	60	150
Mini Grout Pump, Up To 3 GPM (Manual)	55	195	490
Mini Grout Pump, Up To 5 GPM (Pneumatic)	65	220	600
Mini Grout Pump, w/ Mixer (Pneumatic)	105	380	950
Conveyor, 25' Electric, Towable	135	405	1250
Conveyor, 30' Gas, Towable	155	560	1395
Power Sprayer, 25' Hose	35	125	375
Screed, Roller (Roller Tubes Not Included)	100	350	875
Screed, Power, Hand Held with Screed Bar, 6' - 12'	15	55	135
Screed, Gas, with Winches Base Price 20 FT. Section Additional Foot - up To 70 FT.	145	445	1095

### Surface Preparation

	Day	Week	Month
Concrete Planer, 8" (Plus Cutters)	75	225	765
Hi-Speed, 7" Surface Grinder, Gas	55	195	500
Hi-Speed 10" Dyma-Grinder Floor Grinder	75	275	700
Surface Grinder, 24" x 12", Electric	55	195	485
Surface Grinder, 24" x 12", Gas	50	175	455
Surface Grinder, 24" x 12", Propane	60	210	525
Surface Grinder, Electric, Single Head	45	160	405

### Trowel Machines

	Day	Week	Month
Troweling Machine, Mini, Gas, 24"	45	165	335
Troweling Machine, Gas, 36"	40	140	295
Troweling Machine, Gas, 46"	50	165	425
Troweling Machine, Propane, 46"	115	380	978
Troweling Machine, Ride-On, 34 HP Diesel, 91" Non-Overlapping	225	785	1975

### Blades Not Included in Trowel Machine Rental

	Day	Week	Month
Vibrators			
Vibrator, Hy Cycle, 20" Shaft	35	125	315
Vibrator, Electrical Shaft Type	30	105	260
Vibrator, Gas, Backpack	60	220	550

### Shaft And Head not Included in Vibrator Rental

## Drywall Equipment

	Day	Week	Month
Dolly, Drywall	20	60	140
Drywall Sander	30	105	250
Vacuum For Sander	25	85	200
Panel Lift, Drywall 11' or 15' Max	35	115	285
Pattern Pistol with Compressor	45	170	340
Scaffolding, 6' Multi-Purpose Interior	35	115	285
Multi-Purpose - 3' Pony Section	15	30	90
Multi-Purpose - Outriggers (4 per set)	5	15	45
Multi-Purpose - Guardrail & Toeboard	5	15	45
Screw Gun	15	55	130
QuikDrive (Self-Feeding Magazine)	30	100	250

## Excavation Tools & Equipment

	Day	Week	Month
Augers			
Auger 1 Man 2-3/8" - 8"	35	140	350

St. Louis • Jefferson City • Jackson • Wentzville, MO • Troy, IL



Auger 1 Man 4" - 12", Outrigger Type	55	225	595
Auger 1 Man Towable	95	350	800
Auger 2 Man 4" - 12"	45	180	450
Auger (Skidloader Attachment) 6" - 18"	65	225	565
Auger Bit - 6", 9", 12", 15", and 18"	20	60	180
Auger Bit - 24", 30", and 36"	30	90	270

**Backhoes**

Day	Week	Month	
Caterpillar Backhoe 420E/420D	295	995	2200
Breaker For Backhoe, 1200 LB.	240	940	2350
Allmand 8'8" Mini Backhoe with 26 HP Kubota Diesel	175	615	1550

**Excavators**

Day	Week	Month	
Excavator 301.8, 7'7" Max Depth 9", 12", or 18" Trenching Bucket	199	695	1735
Excavator 303CR, 10' Max Depth 12", 18", 20", 24" or 30" Trenching Bucket	225	775	2425
Excavator 430, 10' Max Depth 13", 18", 24" or 30" Trenching Bucket	250	875	2625

**Trenchers**

Day	Week	Month	
Trencher, Edger, Small Conduit and Invisible Fence	65	225	565
Trencher, 3" x 12" Depth w/ Shark Chain	75	250	625
Trencher, 5" x 24" Walk Behind	145	495	1250
Trencher, 6" x 36" Self Propelled Walk Behind, Hydro Steering, 18 HP	160	640	1920
Trencher, 8" x 48" Ride-On With Backhoe and Blade, 44 HP Diesel	250	825	2150
Trencher, 8" x 48" Depth (Skidloader Attachment)	95	335	850

**Trailers Available**

**Fastening Equipment**

Day	Week	Month	
Finish Nailer or Stapler, Air	30	105	265
Flooring Nailer or Stapler, Air	35	140	350
Framing Nailer, Air	25	85	215
Positive Placement Nail Gun, Air	35	125	315
Roofing Nailer, Air	25	85	215
Trimpulse Airless Finish Nailer Kit	30	105	265
Trimpulse Airless Angled Finish Nailer	30	105	265
Impulse Airless Framing Nailer Kit	35	140	350
Powder Actuated, Semi-Auto 27 Caliber	25	75	225

**Floor Care Tools**

Day	Week	Month	
Carpet Cleaner/Extractor, 16"	50	175	450
Carpet Dryer	20	70	175
Force 9 Carpet Dryer	35	125	375
Upholstery Attachment	5	15	35
20" Walk Behind Floor Scrubber	65	225	575
28" Walk Behind Floor Scrubber	125	475	1250
28" Ride-on Floor Scrubber, 30 Gal. Tank	210	735	1850

**Brushes Not Included in Floor Scrubber Rental**

Day	Week	Month	
Carpet Stretcher, Power to 22'	35	140	350
Carpet Trimmer	10	30	60
Long Reach Air Chisel	30	105	265
Laminate Floor Kit	35	140	350
Roller, 100 LB. Linoleum/Tile	15	45	90
Floor Stripper, Tile - Blade Additional	50	175	450

**Sanders**

Day	Week	Month	
Edger, 7" with Dust Collector	25	85	215
8" Drum Sander with Dust Collector	30	105	295
Floor Sander, 17" Disc	30	110	325
Orbital Sander, 12" x 18" w/ Dust Collector	45	180	450

**Tile Cutters and Saws**

Day	Week	Month	
Tile Saw, Electric 10" Blade (18" Capacity/12" Diagonal)	55	195	475
Tile Cutter, "Dual Bar" 12" Capacity	15	45	90

**Surface Grinders**

Day	Week	Month	
Surface Grinder, Electric, Single Head	45	160	405
Surface Grinder, Gas	50	175	455
Surface Grinder, Propane	60	210	525

**Generators**

Day	Week	Month	
2500 or 2900 Watts, Gas	30	105	265
6000 Watts, Gas, Auto Idle	55	195	495
9700 Watts, Gas, Auto Idle	75	265	665
30 Amp Power Center	25	90	225

**Tow Behind Generators**

Day	Week	Month	
10000 Watts, Diesel, Generator/Welder	95	335	850
15000 Watts Max, Diesel	100	300	900
20000 Watts Max, Diesel	115	345	1075
64000 Watts Max, Diesel	195	650	1865
Distribution Box	75	250	650
Spider Box	35	100	250

**Heaters**

Day	Week	Month	
155,000 BTU, Forced Air, LP	30	95	225
375,000 BTU, Forced Air, LP	40	140	350
220,000 BTU, Convection, LP	15	45	100
150,000-165,000 BTU, Forced Air, Kerosene	30	95	225

**Ladders And Scaffolding**

**Scaffolding**

Day	Week	Month	
Scaffolding, 6' Multi-Purpose Interior	35	115	285
Multi-Purpose - 3' Pony Section	15	30	90
Multi-Purpose - Outriggers (4 per set)	5	15	45
Multi-Purpose - Guardrail & Toeboard	5	15	45

**Ladders**

Day	Week	Month	
Step Ladder, 8' Fiberglass	12	40	100
Step Ladder, 12' Fiberglass	15	55	135
Extension Ladder, 24' Aluminum	15	50	125
Extension Ladder, 28' Aluminum	20	65	155
Extension Ladder, 32' Aluminum	20	65	155
Extension Ladder, 36' Aluminum	25	85	225
Extension Ladder, 40' Aluminum	30	105	265
Ladder Jacks, Pair	10	35	75
Walk Board, 16' x 12"	20	65	155
Walk Board, 20' x 12"	25	85	225
Walk Board, 24' x 12"	30	105	265
Aluminum Stage, 2-Man 12" x 12'	15	55	135
Aluminum Stage, 2-Man 20" x 16'	25	85	225
Aluminum Stage, 2-Man 20" x 20'	35	125	295
Aluminum Stage, 2-Man 20" x 24'	35	115	295

**Lawn, Garden, & Landscaping**

**Lawn Care**

Day	Week	Month	
Aerator, Commercial Type	75	295	795
Aerator, Tow Behind	75	295	795
Billy Goat Walk Behind Blower	65	225	565
Billy Goat Walk Behind 24" Brush Cutter	65	225	565
Broadcast Seed Spreader	15	35	75
Brush Cutter/String Trimmer	45	150	350
Blower, Gas, Backpack Style	45	160	400
Kubota Tractor with 38.5 HP Diesel	199	700	1750
Lawn Roller	10	30	60
Lawn Vacuum	70	245	625
Log Splitter, Vertical/Horizontal	65	230	690
Mower Attachment, 72" for Skid Steer	200	600	1800
Power Rake	45	155	370
Power Rake With Bag	55	195	450
Power Slicer With Seeder	65	225	565
Sod Cutter, Self-Propelled, 12"	90	300	750
Sod Cutter, Self-Propelled, 18"	105	380	950
Roto Tiller, Mini	40	140	300
Roto Tiller, Front Tine	50	175	425

Roto Tiller, Rear Tine, Self-Propelled	65	225	565
Straw Blowers	95	285	735

**Tree Care**

Day	Week	Month	
Chain Saw, 14" Bar	35	125	300
Chain Saw, 18" or 24" Bar	50	175	360
Chipper, 6", 25 HP Gas, Tow Behind	150	525	1350
Chipper, 12", 102 HP Diesel, Tow Behind	350	1150	3450
Pole Pruner	45	155	375
Stump Grinder - Hydraulic Controlled	150	525	1325

**Trenchers**

Day	Week	Month	
Trencher, Edger, Small Cable/Conduit and Invisible Fence	65	225	565
Trencher, 3" x 12" Depth with Shark Chain	75	250	625
Trencher, 5" x 24" Walk Behind	145	495	1250
Trencher, 6" x 36" Walk Behind, 18 HP, Self-Propelled, Hydro Steering	160	640	1920
Trencher, 8" x 48" Ride-On, 44 HP Diesel, With Backhoe	250	825	2150

**Levels And Transits**

Day	Week	Month	
Level Laser Package (Laser, Tripod, Rod, & Sensor)	75	295	795
Ceiling Grid Laser	50	225	675
Laser Level With One Sensor	50	225	675
Sewer Laser Package	100	325	725
Laser Sensor	20	60	180
Level Kit (Includes Tripod and Rod)	30	105	265
Transit	50	175	395
Site Rod	5	15	30
Tripod	5	15	40

**Lifting And Hoisting Equipment**

Day	Week	Month	
Articulating Boom Lift, 30', Electric, Self Propelled	225	750	1700
Articulating Boom Lift, 45', 4 X 4, Dual Fuel, Self Propelled	295	995	2395
Boom Lift, 34' Telescopic, Electric/Gas, Towable - Bi-Energy	175	525	1575
Boom Lift, 50' Telescopic, Electric/Gas, Towable - Bi-Energy	265	925	2300
Telescopic Boom, 65', 4 X 4 Diesel	375	1350	3175
Scissor, 19' H x 30" W, Electric	79	279	699
Scissor, 26' H x 32" W, Electric	115	405	995
Scissor, 26' H x 68" W, Propane and Gas, Rough Terrain with Outriggers	175	700	2195

**Material Lifts**

Day	Week	Month	
Contractor Lift, 24' 650 LB. Capacity	40	165	325
Drywall/Panellift, 150 LB. Capacity	35	115	285
Roust-a-bout, 25', 2000 LB. Capacity	50	175	415

**Material Placement**


Day	Week	Month	
Pallet Jack, Manual, 5500 LB. Capacity	35	125	315
Fork Lift, Propane, 5000 LB. Capacity	125	425	1195

**Lighting Equipment**

Day	Week	Month	
Arrow Board, Solar Powered	55	195	495
Portable Light Stand, Halogen (2) 500 Watt, 4' - 8' Telescoping	15	45	120
Glo Bug	75	225	700
Light Plant, Diesel, (4) 1000 Watt, 30' Tower and 6000 Watt Generator	115	335	795

**Miscellaneous**

Day	Week	Month	
Blower, 8" Ventilating, Electric	30	105	295
Blower, 8" Ventilating, Gas	40	140	420
Billy Goat Walk Behind Blower 205 MPH	65	225	565
Wall Paper Steamer	20	70	175
Backflow Preventer	65	210	400
Barricade With Light	5	5	18
		7	28



**St. Louis**

(314) 544-1214 (800) 542-1214

**Jefferson City**

(573) 893-8786 (800) 345-9154

**Jackson**

(573) 204-0100 (800) 599-9154

**Wentzville**

(636) 327-8877 (888) 999-6883

**Troy, IL**

(618) 288-3400 (888) 315-1100



Looper Cone with Base	6.70	7.00	29.00
24" Contractor's Fan, 1/4 HP Motor	12	36	108
Epoxy Gun, Manual Dual Component	10	25	65
Dolly, Appliance	15	55	110
Dolly, Vending Machine	20	75	210
Dolly, 4 Wheel, 900 LB. Capacity, 18" x 30"	15	55	110
Fan, 42" Ventilation	20	80	240
Ground Protection Mat, 4' x 8' White	12.50	45	115
Locator, Pipe and Cable	30	90	270
Magnetic Sweeper, 24"	20	60	175
Metal Detector	30	105	250
Pallet Jack, Manual, 5500 LB. Capacity	35	125	315
Personnel Carrier, 2 seat	60	250	675
Personnel Carrier, 4 seat	95	295	825
Pipe Threader, 1/4"-2" Capacity, Electric	55	175	445
Pipe Threader, 1/2"-2" Capacity, Manual	25	75	225
Siding Brake, 10'-6" and 12'-6"	35	125	315
Stripe Machine	15	45	150
Trash Cart, 1/2 Yard	20	75	210
Trash Chute 30" x 4' Sections	15	30	60
Truck Mounted Water Tank, 425 Gallon	20	70	190
Sand Blasters, 300 LB. Capacity Pot	60	180	540
Soil Pipe Cutter, 1-1/2" - 6" Capacity	20	75	225
Rebar Tying Tool (ties up to #5 x #6)	65	225	565
Rebar Tying Tool (ties up to #10 x #10)	75	275	700
300 Gallon Water Tank Trailer	80	275	750
Weed Burner	10	35	75

### Mixers

	Day	Week	Month
Concrete, Electric, 3 Cu.Ft.	25	75	225
Mortar, Gas, 7 Cu.Ft.	50	175	445
Concrete, Gas, 9 Cu.Ft.	55	195	495
Mortar, Gas, 9 Cu.Ft.	50	175	445
"Pool Deck" Mixer	100	350	890

### Plumbing Equipment

	Day	Week	Month
Drain Cleaner, Electric, 25', Drill Type	25	75	215
Sewer Cleaner, Electric, 1/2" x 50'	45	180	450
Sewer Cleaner, Electric, 3/4" or 5/8" x 100'	55	195	375

### Power Tools

	Day	Week	Month
Band Saw, Portable	35	105	300

Belt Sander	15	55	130
Drill, 1/2" D-Handle	15	55	130
Drill, Right Angle	25	85	200
Drywall/TEK Screw Gun	15	55	130
Grinder, 4 1/2"	15	45	90
Grinder, 9"	15	55	130
Impact Wrench, 1/2" Electric	15	55	130
Impact Wrench, 3/4" Electric	55	195	300
Impact Wrench, 3/4" Air	65	190	425
Magnetic Drill Press, 3/4" Chuck	65	225	565
Quik Drive Screwgun with Extension	30	100	250

### Pumps

	Day	Week	Month
5/8" - 1" Submersible, Electric	10	35	85
2" Submersible Centrifugal, Electric	20	70	175
2" Submersible Trash, Electric	35	125	315
2" Trash, Gas	40	140	350
3" Trash, Gas	45	165	425
4" Trash, Gas	75	240	525

Hose Additional For Pump Rental

### Saws

	Day	Week	Month
Band Saw - Portable	35	105	300
Chain Saw, Gas, 18" - 24" Bar	45	160	320
Chain Saw, Gas, 16" Bar	45	160	320
Chain Saw, Gas, 14" Bar	35	125	300
Chop Saw, 14" Guard	15	50	125
Circular Saw, 7 1/4" Guard	10	35	85
Circular Saw, 16-5/16" Guard	50	175	450
Compound Miter Saw, 12" Guard	45	180	360
Reciprocating Saw	15	55	110

### Early Entry Saws

	Day	Week	Month
"Soff-Cut" X150 6" Prowler, Push Type	75	275	600
"Soff-Cut", 8" Gas, Push-Type	175	575	1450
"Soff-Cut", 10" Gas, Self-Propelled	175	625	1500
"Soff-Cut", 13 1/2" Gas	225	800	1995

### Walk Behind Saws

	Day	Week	Month
Concrete Saw, 13 HP, Gas, Push Type, 18" Guard	50	180	425
Concrete Saw, 20 HP, Gas, Self-Propelled 20" Guard	60	250	525
Concrete Saw, 20 HP, Propane, Self-Propelled 20" Guard	75	315	660

Concrete Saw, 35 HP or 48 HP, Diesel, Self-Propelled 26" Guard	95	390	975
Concrete Saw, 65 HP or 66 HP, Diesel, Self-Propelled 36" Guard	135	550	1375
Water Tank, 425 Gallon with 3/4" Hose Adapter	20	70	190
Water Tank Trailer	80	275	750

### Hand Held Concrete Saws

	Day	Week	Month
Cut Off Saw, Electric, 14" Guard	50	175	350
Cut Off Saw, Gas, 14" Guard	50	180	425
Cut-N-Break Demo Saw	100	350	1225
Gas Ring Saw, 10" Cutting Depth	300	800	1975
Hydraulic Ring Saw, 10" Cutting Depth, With Gas Power Pack	200	700	1750

### Masonry and Tile Saws

	Day	Week	Month
Masonry Saw, Gas or Electric	45	160	540
Tile Saw, Electric 10" (18" Capacity/12" Diagonal)	55	195	475

### Trailers

	Day	Week	Month
300 Gallon Water Tank Trailer	80	275	750
Tilt Bed, 3500 Lbs., 6' x 10'	40	160	280
Dump, 3500 lbs., 6' x 10'	55	195	685
Dump, 8000 Lbs., 8' x 12' with 3' Sides	95	350	875
Dumpster (Roll-Off) 9 Yard, 2 Ton Max	95	350	875
Flat, 10000 Lbs., 75" x 16' or 81" x 18'	50	200	600

### Tilt-Up


	Day	Week	Month
Tilt-Up Pipe Brace, Adj. 14'6"-23'6"			19

### Welders

	Day	Week	Month
130 Amp, 110 Volt "MIG" Welder	45	160	560
250 Amp, AC/DC, 8000 Watt, Gas	65	220	550
300 Amp, AC/DC, 10000 Watt, Diesel	95	335	850

## GarBro

1 Yd Light Weight Round Gate Concrete Bucket



Shown With Optional Side Chute

Rental Rates*	
Daily	\$50
Weekly	\$175
Monthly	\$425

\*Side Chute Extra

## MQ POWER



From 2,500W To 56,000W

Distribution Panels Available



The Power To Supply Your Jobsite Needs Big Or Small Call For Sales Or Rental

## MQ MULTIQUIP WHITEMAN



- 91" Non-overlapping
- 34 HP Diesel engine
- Twin pitch control
- Additional charge for blade rental

Rental Rates		
Daily	Weekly	Monthly
\$225	\$785	\$1975

Walk Behind 24", 36" And 46" Trowel Machines Available

## AIRMAN



### Package

- Compressor
- Breaker 60 - 90 lb.
- 50' Air Hose
- Oiler
- Whip Hose
- Whip Check

\$125<sup>00</sup>

One Day

185 CFM

Points And Chisels \$5.50 Each Per Day

St. Louis • Jefferson City • Jackson • Wentzville, MO • Troy, IL



Additional 7% Charge On All Rentals Originating In Illinois

Monday - Friday 7am - 5pm, Saturday 8am - 12pm  
Rates Subject To Change Without Notice